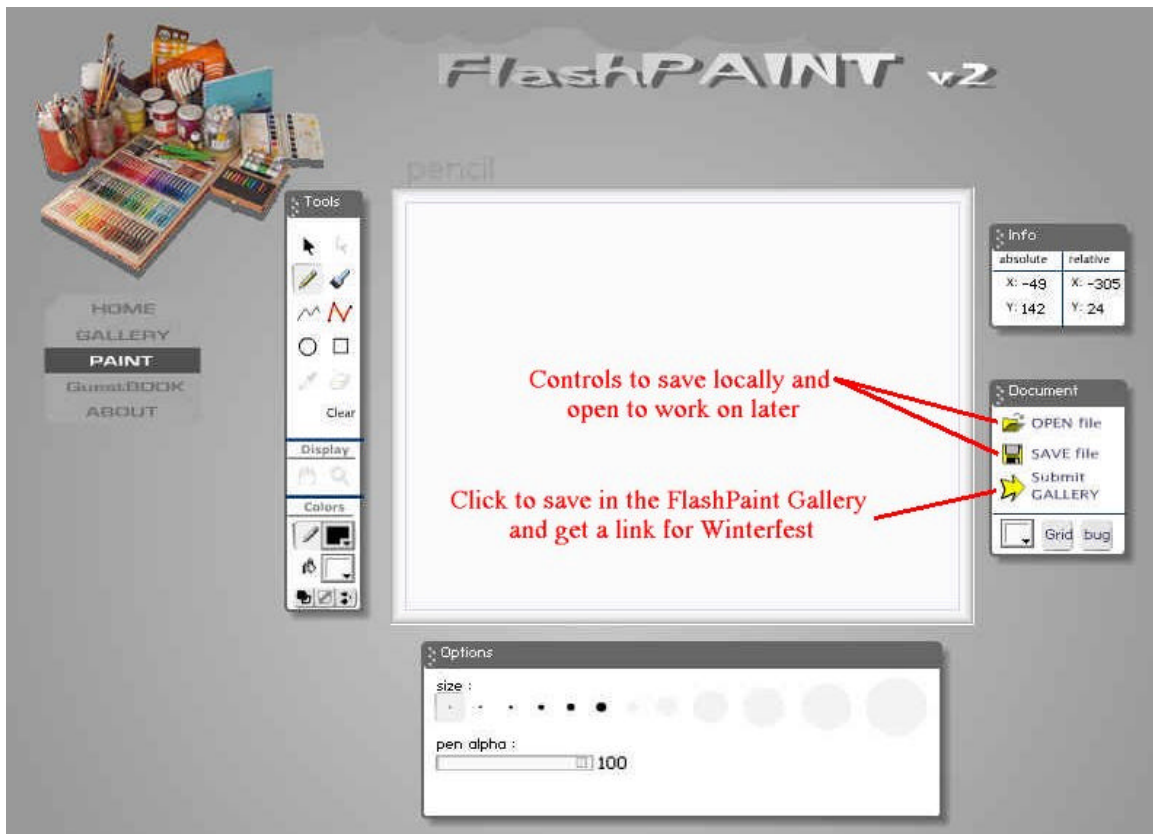


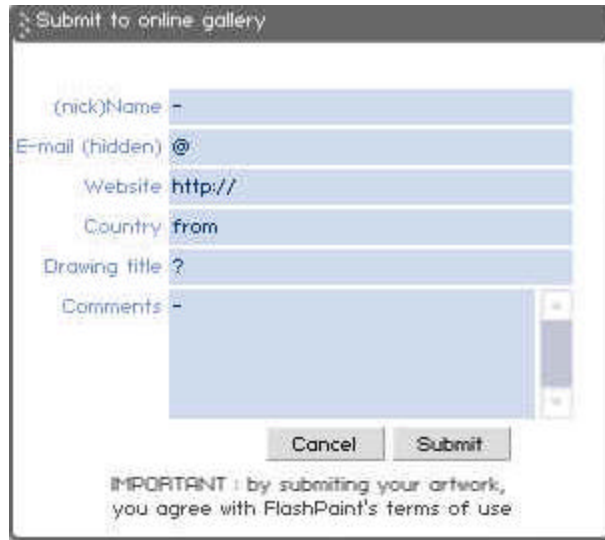
Instructions for Saving FlashPaint Images

FlashPaint is a simple drawing program. Its main benefits are that it is easy to save online and the steps taken to create the image are retained so the painting gets recreated before your eyes.

FlashPaint allows you to save a work in progress and come back to it later so that you don't have to finish it in one sitting. This is accomplished with the Save File and Open File controls indicated in the image below. Once you are finished, click on the Submit Gallery to make your work publically available.



When you submit your work to the gallery it becomes visible to anyone visiting the site. In the form below however most of the information is optional. (nick)Name will be populated with Anonymous if you do not supply a value and you have to enter something for the comment but everything else can remain empty.



Submit to online gallery

(nick)Name -

E-mail (hidden) @

Website

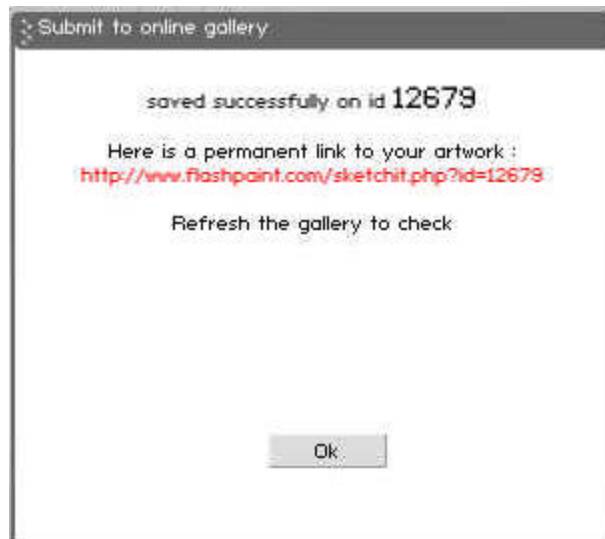
Country

Drawing title ?

Comments -

IMPORTANT : by submitting your artwork,
you agree with FlashPaint's terms of use

Once your work has been saved you will get a confirmation message like the one below. If you right-click on the URL shown there will be an option, Save Link Location, in the menu. Selecting this puts the direct URL to your work in your clipboard buffer and will allow you to paste (e.g. ctrl-v) it. The URL will look something like this:
<http://www.flashpaint.com/sketchit.php?id=12679>



Submit to online gallery

saved successfully on id 12679

Here is a permanent link to your artwork :
<http://www.flashpaint.com/sketchit.php?id=12679>

Refresh the gallery to check